















FULL SIZE:	Trim Size	8 3/8" x 10 7/8"
	Non Bleed	Live Copy Area
	Center Spread	1142 x 729 Points 15.861" x 10.125"
	Full Page	540 x 729 Points 7.5" x 10.125"
	3/4 Page	540 x 545 Points 7.5" x 7.569"
	1/2 Horizontal	540 x 361 Points 7.5" x 5.014"
	1/2 Vertical	267 x 729 Points 3.708" x 10.125"
	1/4 Vertical	267 x 361 Points 3.708" x 5.014"
	1/4 Horizontal	540 x 177 Points 7.5" x 2.458"
	Bleed Size	
	Full Page	621 x 801 Points 8.625" x 11.125"
	Center Spread	1224 x 801 Points 17" x 11.125"

DIGEST SIZE:	Trim Size	5.437" x 8.25"
	Non Bleed	Live Copy Area
	Center Spread	748 x 552 Points 10.389" x 7.667"
	Full Page	354 x 552 Points 4.917" x 7.667"
	1/2 Horizontal	354 x 274 Points 4.917" x 3.806"
	Bleed Size	
	Center Spread*	801 x 616 Points 11.124" x 8.5"
	Full Page*	412 x 616 Points 5.722" x 8.5"

**\*PLEASE NOTE:** When creating your full page bleed ad and center spread bleed ad, please create the document using the trim size. After creating that document, pull out the bleeds from the document 1/8" on all sides. This will ensure the page will fully bleed after trim. In addition, please maintain a 1/4" margin on all sides within the document.

## Submission Requirements:

Submitting your file in PDF format is the recommended form of submission. It eliminates the need to submit fonts and supporting files. See other page for complete details on creating a PDF using Quark 6.

There are 2 acceptable submission methods:

- 1) PDF and
- 2) Quark 6 Source Files.

The Quark 6 Source Files submission will include: The Quark project, all logos and art, photos and fonts. This submission method will allow the listing data to be placed on the internet. The Source Files should be placed in a folder, zipped and identified by the advertiser and should be submitted on CD or DVD. Also included with the CD or DVD should be a full size color proof of the supplied ad.